


## PURPOSE-BUILT MINING EQUIPMENT



**GETMAN MECHANICAL SCALERS** are a key component of maintaining safe and productive working environments in underground operations, performing the necessary task of scaling safely and effectively through a purpose-built design philosophy. Mechanical scaling is the safest way to bring down loose material from back and rib surfaces.

Getman's ProScale 20T mechanical scaler has an optimal roof scaling coverage range of 3m to 7m (9.8 ft to 23 ft), and an optimal rib scaling coverage range from 1.5m to 7m (4.9 ft to 23 ft). The single extension boom allows an advance of up to 4m (13.1 ft) from a single setup,

while the independently slewing boom allows for scaling in narrow mine sections.

ProScale 20T scalers drive safety through purpose-built design, including an operator compartment removed from the scaling area at the far rear of the machine making emergency maneuvers a single step operation. The optimized line of sight to the scaling area improves visibility and operational effectiveness, while the cabin is rubber-mounted onto the chassis with rubber isolators to reduce vibration transfer to the operator.



## TECHNICAL SPECIFICATIONS

### ENGINE

- Stage V/ T4F Approved Cummins B 4.5 - 129kW (173 hp)
- Tier III approved engine (4 cylinder)
  - › Cummins QSB4.5, 127kW (170hp)
- Liquid-cooled, turbocharged
- 151 L (60 gal) fuel tank with self-closing cap, sight gauges, and fuel/water separator

### EXHAUST SYSTEM

- Exhaust after treatment

### TRANSMISSION

- Dana Clark powershift transmission
- Three speeds forward and reverse
- 4-wheel drive

### AXLES

- Kessler S72 planetary drive axle package

### TIRES

- 12.00x20 mine service tires

### BRAKE SYSTEM

- Service brakes are spring-applied, hydraulic-released, liquid-cooled multi-disc brakes on all wheels.
- Automatic brake application (ABA) occurs upon fire suppression activation or loss of hydraulic accumulator pressure, transmission pressure or electrical power
- Hydraulic port for park brake emergency tow release

### STEERING

- Armrest mounted joystick steering with integrated horn
- Heavy-duty, tapered roller bearing joint
- Two double-acting steer cylinders

### HYDRAULIC SYSTEM

- Sensors and diagnostic test ports with quick couple fittings for: each axle, park brake release pressure, hydraulic pumps
- 10-micron return filter
- 132 L (80 gal) hydraulic reservoir
- High pressure hydraulic filters w/ bypass warning alarm
- Hydraulic oil cooler w/ secondary filtration package

### OPERATOR COMPARTMENT

- Three-point contact for entry and exit
- ROPS/FOPS certified compartment
  - › Open canopy
  - › Enclosed cabin with heater and air conditioner
- Forward and side facing swivel operator seat
- Extreme-duty, fully adjustable operator suspension seat with built-in joystick mounts, bolt-on headrest and seat belt
- Joystick controlled steering, transmission, scaling/tram function selection, and all boom scaling functions
- Reverse camera

### INSTRUMENTATION

- Vehicle performance monitoring with on-screen gauges and diagnostics
- 10" touch screen display
- Engine coolant temperature
- Engine oil pressure
- Voltmeter
- Hour meter
- Tachometer
- Transmission clutch pressure
- Converter temperature
- Brake accumulator pressure
- Brake accumulator low-pressure warning
- Park brake applied indicator
- Audio/visual alert for high engine temperature
- Audio/visual alert for low engine oil pressure

### ELECTRICAL SYSTEM

- 24 V electrical system
- Lockable master switch (isolator)
- Maintenance-free batteries
- LED lighting package (IP69K rated)
- Sealed connectors
- Braided outer jacket harness protection

### OTHER GENERAL EQUIPMENT

- Variable audio backup alarm (87-112dBA)
- Handheld fire extinguisher(s)
- Wheel chocks
- Manual actuated Ansul LVS FSS tied to engine shutdown
- Central lubrication system

### OPTIONAL EQUIPMENT

- Spare tire
- Wiggins fill system
- Lincoln auto-lubrication package
- Ansul Checkfire automatic actuation fire suppression system with linear detection loop
- Door and/or seat belt interlocks
- 4-point seatbelt harness
- 4-wheel independent brake temp monitors
- INTELLiight - Adjustable color temp and brightness

### MECHANICAL SCALING SYSTEM

#### SCALER SETUP

- 3.5 m (11.5 ft) minimum recommended drift width for optimal scaling
- 6.1 m (20 ft) high-strength, reinforced telescopic boom
- Maximum boom height reach of 7.7 m (25 ft 3 in) with 3.6 m to 6 m (12 ft to 20 ft) working height
- Scaling tool operated by a dual-acting hydraulic cylinder, and internal gear rotator providing 180° of rotation
  - › Pick with replaceable tooth
- Joystick-operated boom slewing up to 25° in either direction
- Oscillating cradle lock-out, automatically activated with scaling brake
- Front stabilizer blade, 2769 mm (90 in) wide

- Pick with replaceable tooth



---

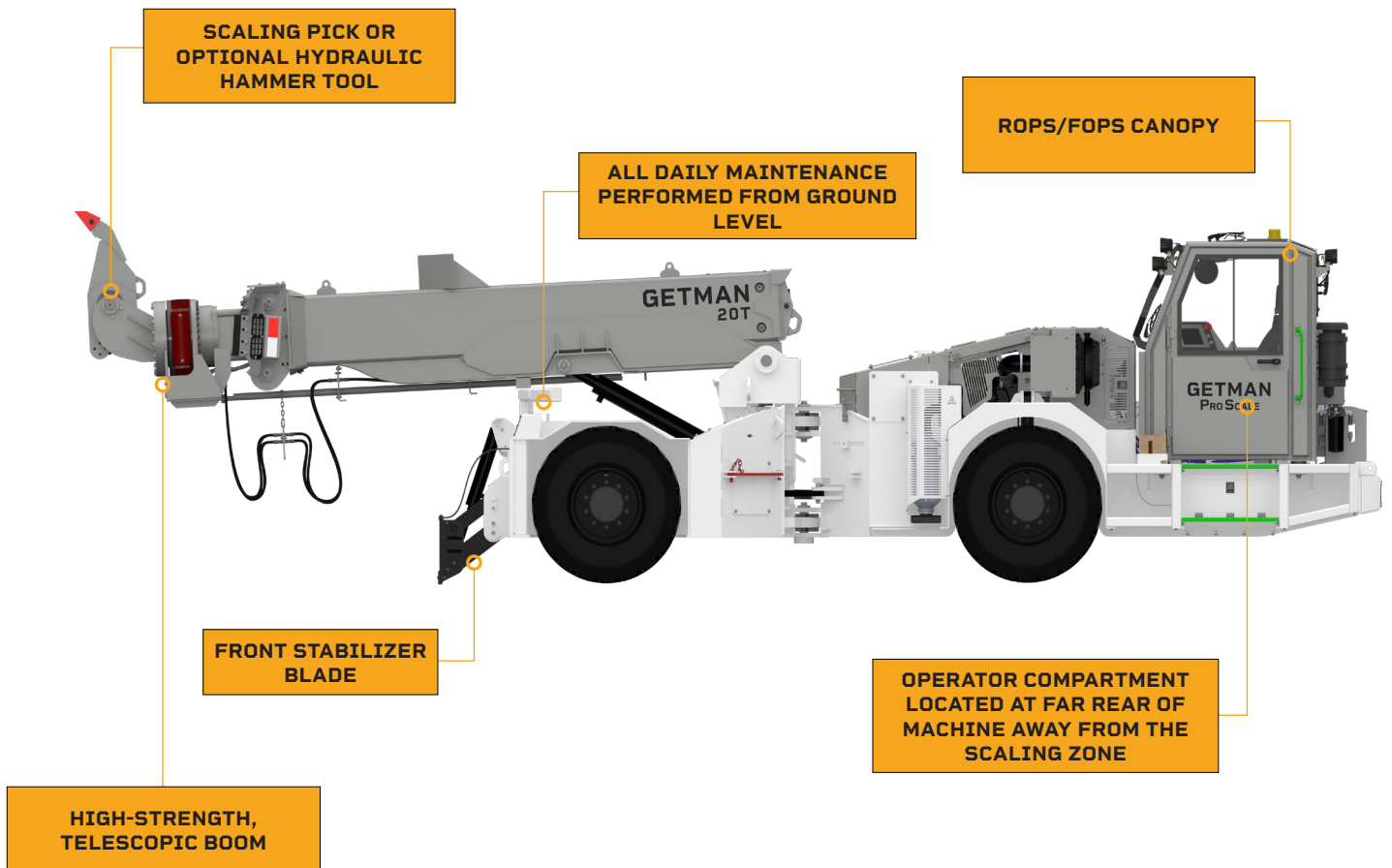
#### ADDITIONAL OPTIONS

- Hydraulic hammer with up to 678 N-m (500 ft-lb) force



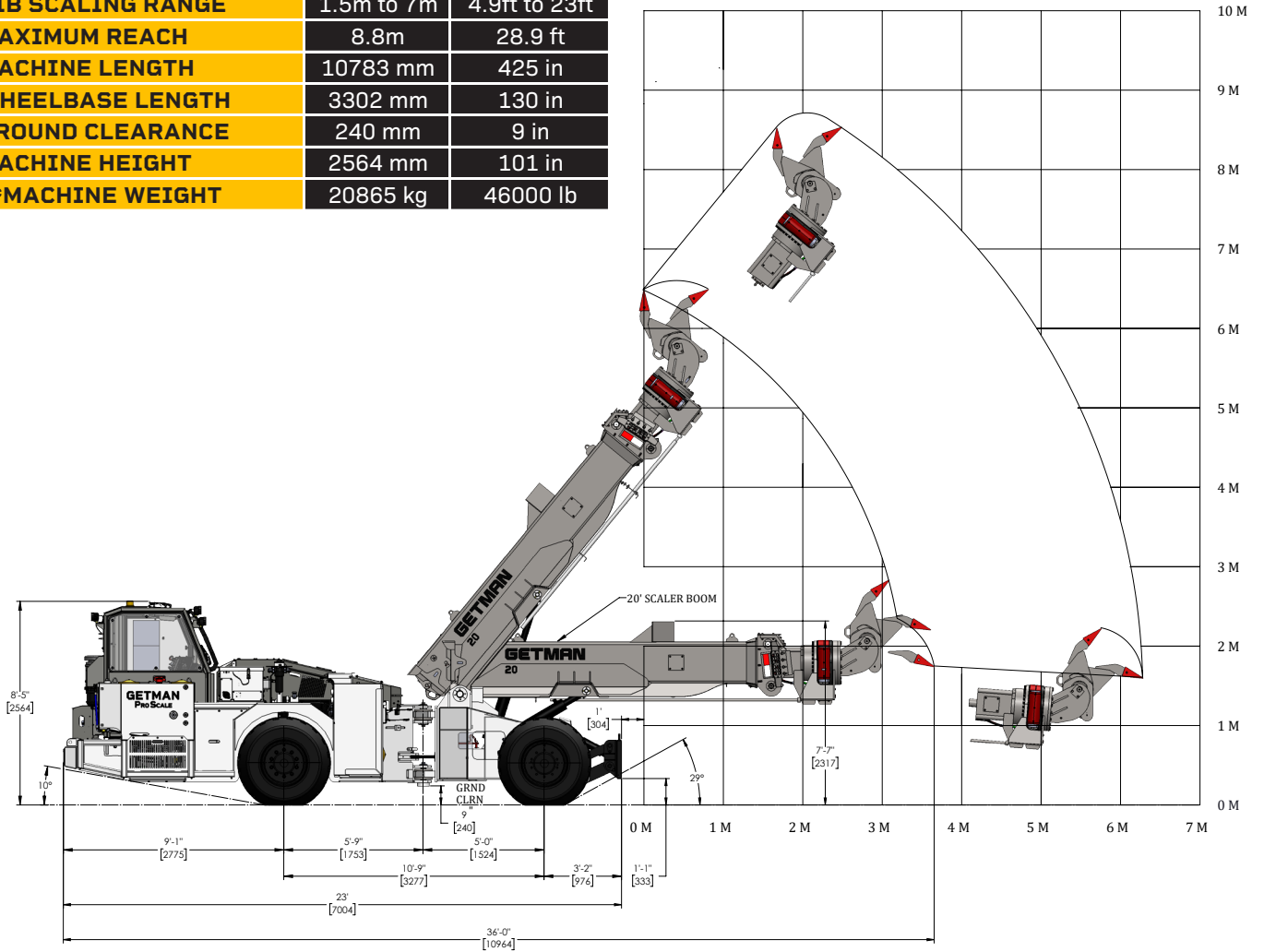
Hydraulic hammer

#### DESIGN FEATURES AND LAYOUT



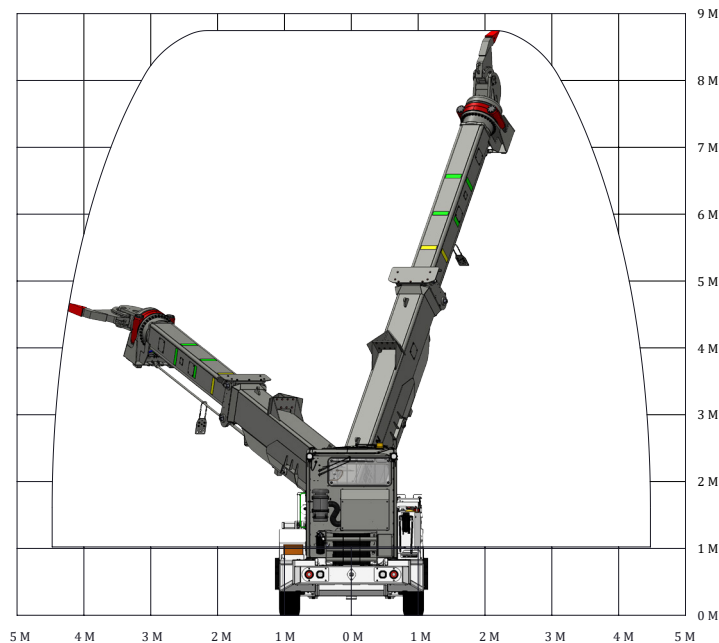
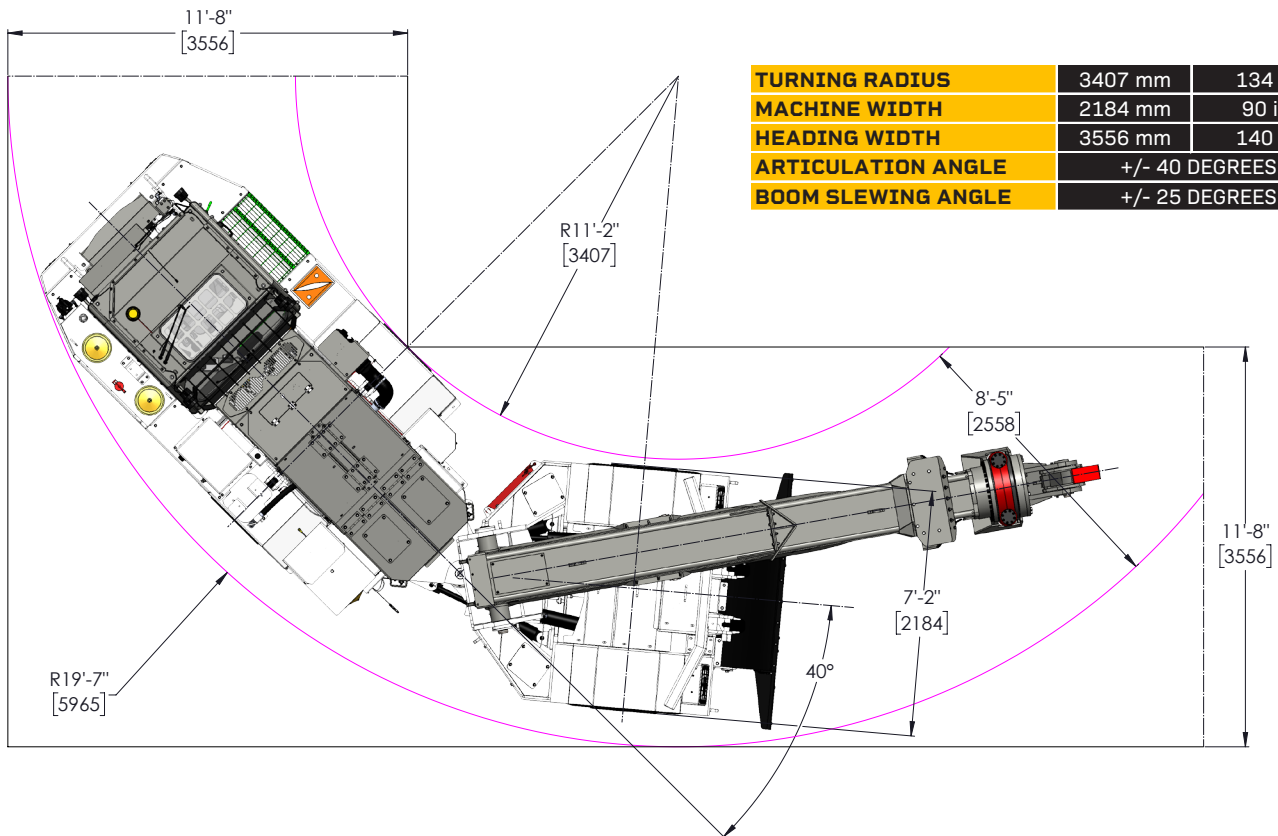
### PROSCALE 20T SPECIFICATIONS


<b>ROOF SCALING RANGE</b>	3m to 7m	9.8ft to 23 ft
<b>RIB SCALING RANGE</b>	1.5m to 7m	4.9ft to 23ft
<b>MAXIMUM REACH</b>	8.8m	28.9 ft
<b>MACHINE LENGTH</b>	10783 mm	425 in
<b>WHEELBASE LENGTH</b>	3302 mm	130 in
<b>GROUND CLEARANCE</b>	240 mm	9 in
<b>MACHINE HEIGHT</b>	2564 mm	101 in
<b>**MACHINE WEIGHT</b>	20865 kg	46000 lb



*\*\*Actual machine weight varies based on selected options.*

### PROSCALE 20T DIMENSIONS AND REACH





### ABOUT GETMAN CORPORATION

Getman Corporation is a global supplier of mobile equipment to the mining industry, offering customer-specific solutions to underground mines in the production and production support classes of equipment. All Getman equipment is designed with extensive research and development and is supported by over seventy years of experience in serving the underground mining industry.

Through our network of distributors we sell and support our products on six continents, offering exceptional product solutions and following up with world class aftermarket support. At Getman Corporation, designing and building vehicles for the underground mining industry is what we do. We take pride in being the preferred supplier of underground production and

production support equipment to miners globally by offering customer-specific, value-driven and long-lasting solutions. For more information contact your Getman distributor or email us at [info@getman.com](mailto:info@getman.com), or visit our website at [getman.com](http://getman.com).

For parts or service support, email us at [parts@getman.com](mailto:parts@getman.com) or [service@getman.com](mailto:service@getman.com).

Getman Corporation assembled this datasheet with the intention of passing along the most accurate information possible, however this document shall not be binding in any way and shall be considered informational only. All values stated herein are theoretical in nature. All orders are accepted based on the terms and conditions set forth in the individual purchase or sales agreement. Getman reserves the right to make changes to the specification herein at any time and without further notification.

Pictured machines in this document may contain optional and additional equipment.

# GETMAN

**GETMAN CORPORATION**  
59750 34th Avenue  
Bangor, MI 49013 USA

Tel +1 (269) 427-5611  
[info@getman.com](mailto:info@getman.com)  
[getman.com](http://getman.com)