

PURPOSE-BUILT MINING EQUIPMENT



GETMAN UNDERGROUND CONCRETE TRANSPORT

are purpose-built to maintain maximum reliability and uptime in harsh underground environments, delivering concrete where it is needed when it is needed. Purpose-built concrete transport vehicles are critical to ground support functions and construction works, and contribute to development and production advances by supporting shotcrete applications.

Getman's ProMix 6 features a horizontal drum mixer with 4.6 m³ (6 yd³) concrete transport capacity, and drum tilt mechanism to enhance concrete discharge on inclines and declines. Getman Remixers

include variable-speed hydraulically driven drums with bidirectional drum rotation, separate rotation speed and rotation on/off controls for optimal discharge control.

ProMix concrete transport vehicles maximize worker comfort and safety by providing multi-directional seating for the operator, enabling forward-facing for forward tramming, and side-facing for reverse tramming. An optional dual side-view camera system enhances safety for both mine personnel and equipment, while additional work area lighting illuminates the rear working area for optimal safety.



TECHNICAL SPECIFICATIONS

ENGINE

- Stage V/ T4F Approved Cummins B 4.5 - 129kW (173 hp)
- Tier III approved engine (4 cylinder)
 - › Mercedes OM904, 129kW (173 hp)
 - › Cummins QSB4.5, 127kW (170hp)
- Liquid-cooled, turbocharged
- 151 L (40 gal) fuel tank with self-closing cap, sight gauges, and fuel/water separator

EXHAUST SYSTEM

- Exhaust after treatment

TRANSMISSION

- Dana Clark powershift transmission
- Three speeds forward and reverse
- 4-wheel drive

AXLES

- Kessler S72 planetary drive axle package

TIRES

- 12.00x20 mine service tires

BRAKE SYSTEM

- Service brakes are spring-applied, hydraulic-released, liquid-cooled multi-disc brakes on all wheels.
- Automatic brake application (ABA) occurs upon fire suppression activation or loss of hydraulic accumulator pressure, transmission pressure or electrical power
- Kessler Brake Cooling Package with heat exchanger
- Hydraulic port for park brake emergency tow release
- Brake cooling reservoir temp monitor

STEERING

- Armrest mounted joystick steering with integrated horn and headlight controls
- Heavy-duty, tapered roller bearing joint
- Two double-acting steer cylinders

HYDRAULIC SYSTEM

- Sensors and diagnostic test ports with quick couple fittings for: each axle, park brake release pressure, hydraulic pumps
- 10-micron return filter
- 132 L (35 gal) hydraulic reservoir

OPERATOR COMPARTMENT

- Three-point contact for entry and exit
- ROPS/FOPS certified compartment (MSHA 75.1710-1, SAE J1040C, SAE J231, CSA B352, ISO 3471 3449 LII)
 - › Open canopy
 - › Enclosed cabin with heater and air conditioner
- Operator and passenger seating with mechanical suspension
- Forward and side facing swivel operator seat
- Reverse camera

INSTRUMENTATION

- Vehicle performance monitoring with on-screen gauges and diagnostics
- 10" interactive display
- Engine coolant temperature
- Engine oil pressure
- Voltmeter
- Hour meter
- Tachometer
- Transmission clutch pressure
- Converter temperature
- Brake accumulator pressure gauge
- Brake accumulator low-pressure warning
- Park brake applied indicator
- Audio/visual alert for high engine temperature
- Audio/visual alert for low engine oil pressure

ELECTRICAL SYSTEM

- 24 V electrical system
- Lockable master switch (isolator)
- Maintenance-free batteries
- LED lighting package (IP69K rated)
- Sealed connectors
- Braided outer jacket harness protection

OTHER GENERAL EQUIPMENT

- Variable audio backup alarm (87-112dBA)
- Two 2.3 kg (5 lb) fire extinguishers
- Wheel chocks
- Manual actuated Ansul LVS FSS tied to engine shutdown
- Central lubrication system

OPTIONAL EQUIPMENT

- Wiggins fill system
- Lincoln auto-lubrication package
- Ansul Checkfire automatic actuation fire suppression system with linear detection loop
- 2x side view cameras
- Door and/or seat belt interlocks
- 4-wheel independent brake temp monitors

CONCRETE MIXING SYSTEM

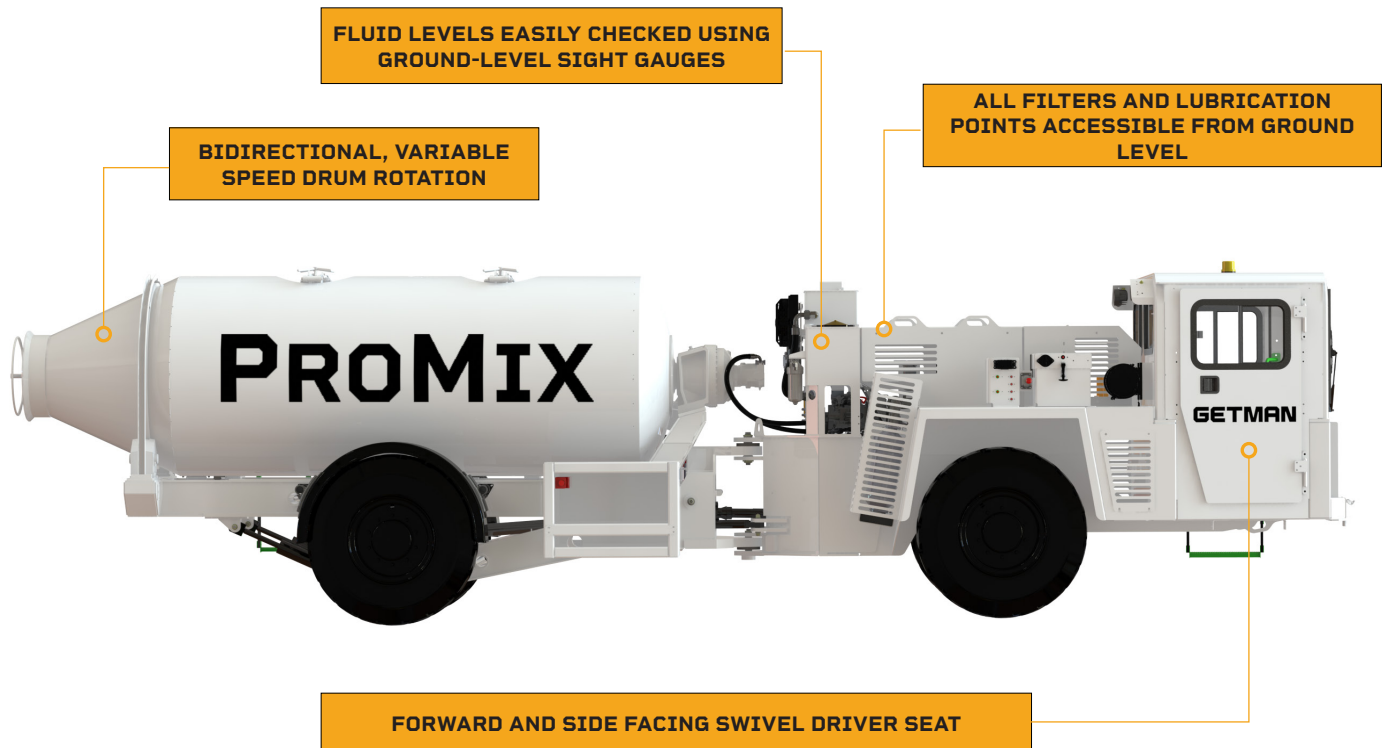
REMIKXER SETUP

- 4.6 m³ (6 yd³) concrete fill horizontal mixer drum; 5.7 m³ (7.5 yd³) water fill
 - › Hydraulically tilting drum with discharge height range of 1329 mm to 1755mm (52 in to 69 in)
- Variable speed hydraulic drive ranging from 0 to 15 rpm
- Dual hatch fill
- Ladder and walkway with safety rail access to the remixer drum
- Two (2) LED lights mounted to illuminate work area
- Drum controls in the cab and rear discharge area
- Mechanical drum lock

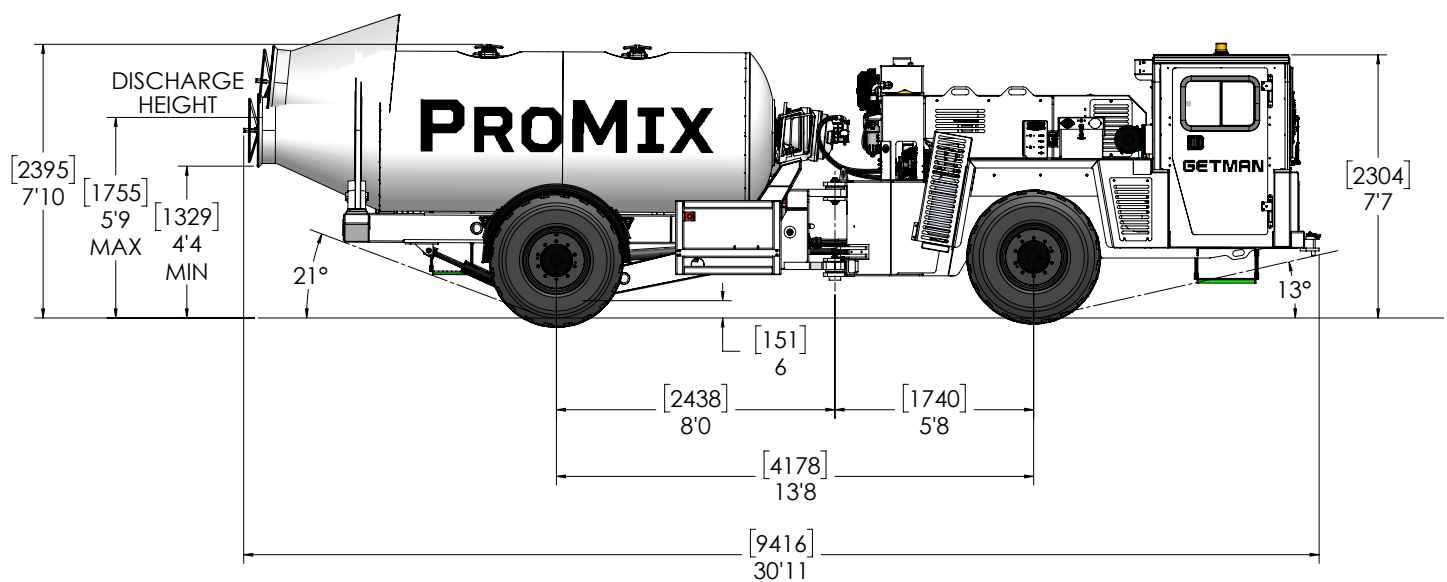
REMIKXER SETUP – OPTIONS

- SAHR drum brake with mechanical drum lock

DESIGN FEATURES AND LAYOUT

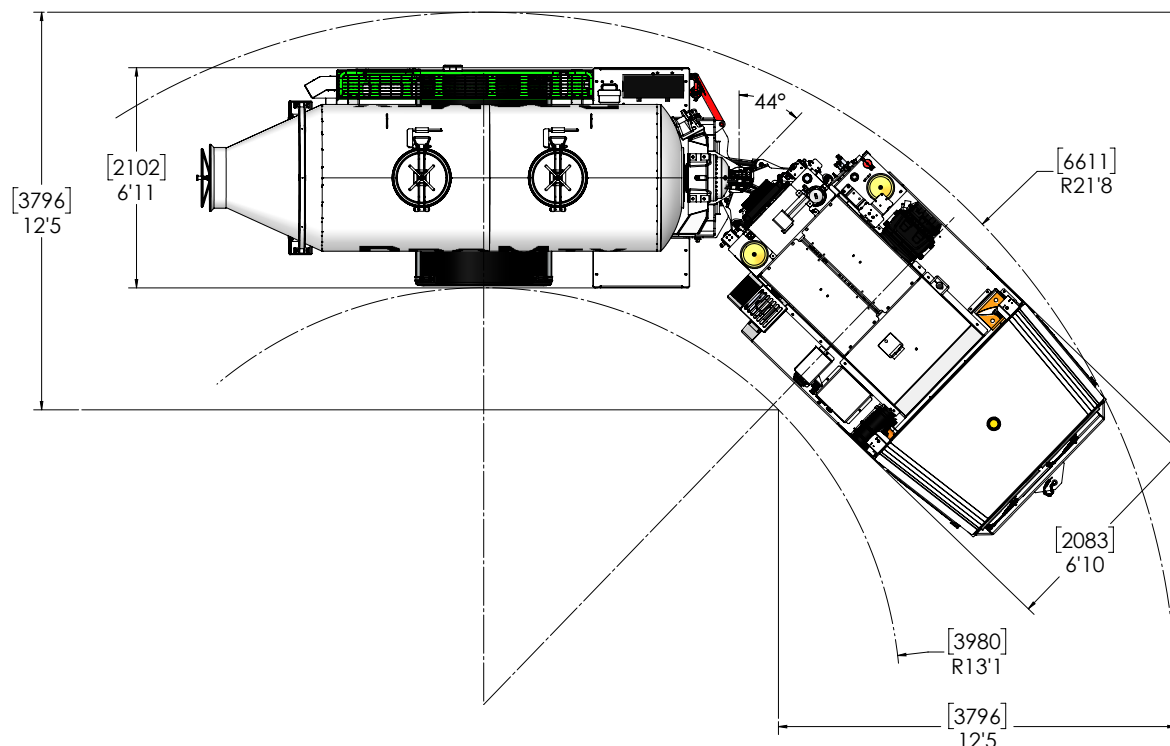


DIMENSIONS AND MANEUVERABILITY



MACHINE LENGTH	9416 mm	371 in
WHEELBASE LENGTH	4178 mm	164 in
GROUND CLEARANCE	419 mm	16 in
MACHINE HEIGHT (Canopy)	2304 mm	91 in
MACHINE HEIGHT (Remixer Drum)	2395 mm	94 in

DIMENSIONS AND MANEUVERABILITY

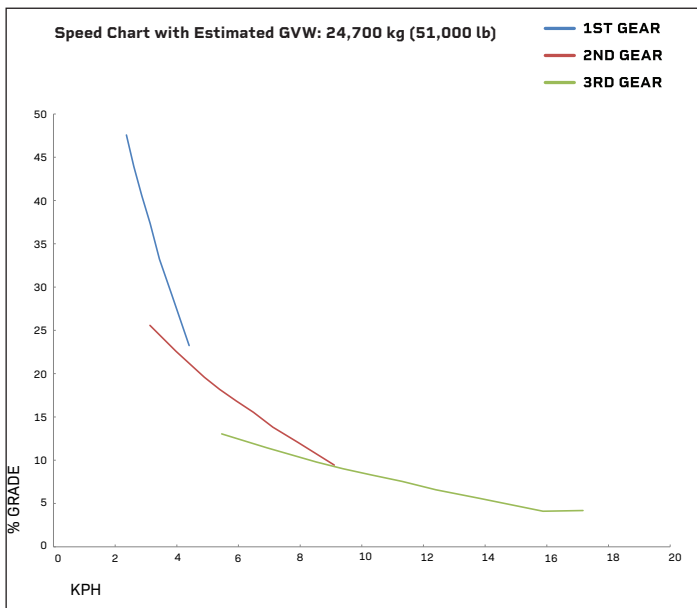


MACHINE WIDTH	2083 mm	82 in
INNER TURNING RADIUS	3980mm	157 in
OUTER TURNING RADIUS	6611 mm	260 in

ENGINE AND PERFORMANCE


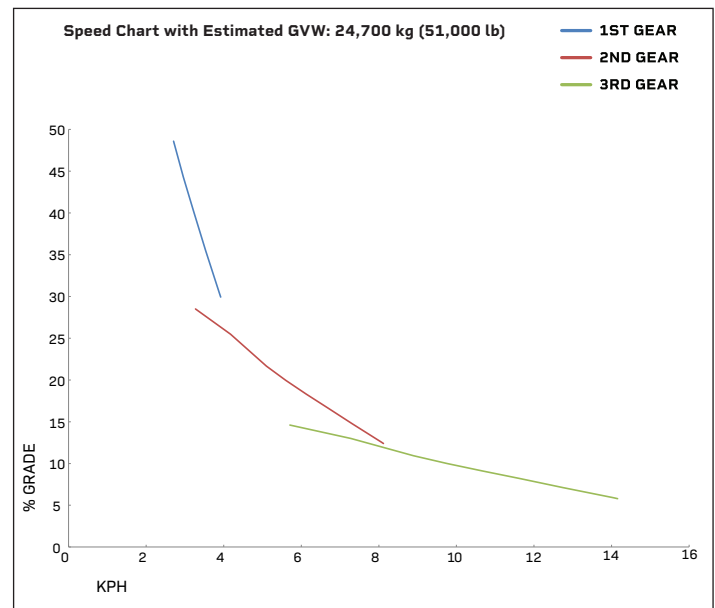
CUMMINS QSB4.5 ENGINE PACKAGE

MANUFACTURER	Cummins
MODEL	QSB4.5
STAGE	Tier III
DESIGN	4 Cylinders in line, water cooled
MAX POWER	127 kW (170 hp) @ 2200 rpm
EXHAUST SYSTEM	Catalytic exhaust conditioner and silencer
ASPIRATION	Turbocharged



MERCEDES BENZ OM904 ENGINE PACKAGE

MANUFACTURER	Mercedes
MODEL	OM904
STAGE	Tier III
DESIGN	4 Cylinders in line, water cooled
MAX POWER	129 kW (173 hp) @ 2200 rpm
EXHAUST SYSTEM	Catalytic exhaust conditioner and silencer
ASPIRATION	Turbocharged





ABOUT GETMAN CORPORATION

Getman Corporation is a global supplier of mobile equipment to the mining industry, offering customer-specific solutions to underground mines in the production and production support classes of equipment. All Getman equipment is designed with extensive research and development and is supported by over seventy years of experience in serving the underground mining industry.

Through our network of distributors we sell and support our products on six continents, offering exceptional product solutions and following up with world class aftermarket support. At Getman Corporation, designing and building vehicles for the underground mining industry is what we do. We take pride in being the preferred supplier of underground production and

production support equipment to miners globally by offering customer-specific, value-driven and long-lasting solutions. For more information contact your Getman distributor or email us at info@getman.com, or visit our website at getman.com.

For parts or service support, email us at parts@getman.com or service@getman.com.

Getman Corporation assembled this datasheet with the intention of passing along the most accurate information possible, however this document shall not be binding in any way and shall be considered informational only. All values stated herein are theoretical in nature. All orders are accepted based on the terms and conditions set forth in the individual purchase or sales agreement. Getman reserves the right to make changes to the specification herein at any time and without further notification.

Pictured machines in this document may contain optional and additional equipment.

GETMAN

GETMAN CORPORATION
59750 34th Avenue
Bangor, MI 49013 USA

Tel +1 (269) 427-5611
info@getman.com
getman.com